

Course Based Discussions in TRAIN – How To

Course Based Discussions in TRAIN allow learners to interact with each other as well as the course provider. Learners or course providers are able to post comments/questions for others to view and respond to.

Sections:

[Where do they show up?](#)

[How do I add a post?](#)


[What else should I know?](#)

Where do they show up?

Course Based Discussions appear as a tab within the course details pages. This tab shows up by default and cannot be removed from the course details page.

Storage and Handling (Cold Chain) of Immunizing Agents

[← Back](#) [Launch](#) [Save For Later](#)



Webcast (Recorded) ID 1051492 Skill Level: Introductory

★★★★☆ (40 Ratings)

Storage and Handling (Cold Chain) of Immunizing Agents

Date of Recording: Wednesday 30 April 2014

Length: 30 Minutes

[Show More](#)

[About](#) [Contacts](#) [Reviews](#) **Discussion**

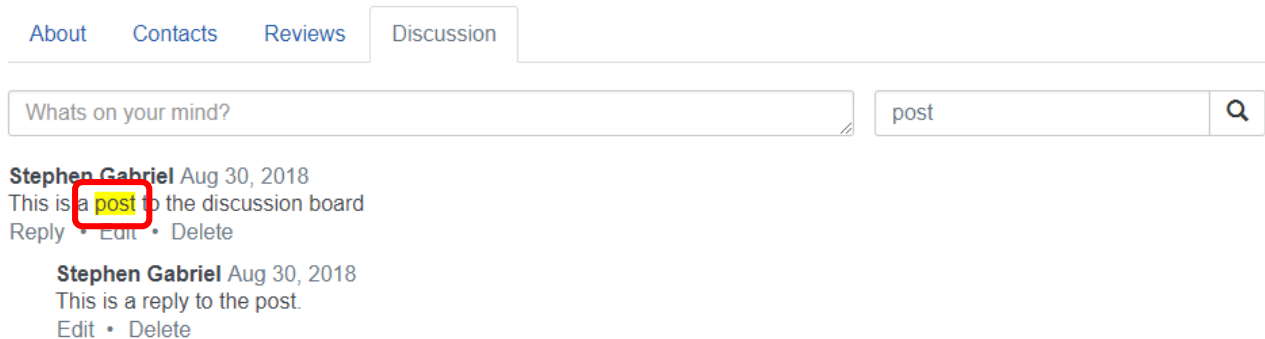
Stephen Gabriel Aug 30, 2018
This is a post to the discussion board
Reply

Stephen Gabriel Aug 30, 2018
This is a reply to the post.

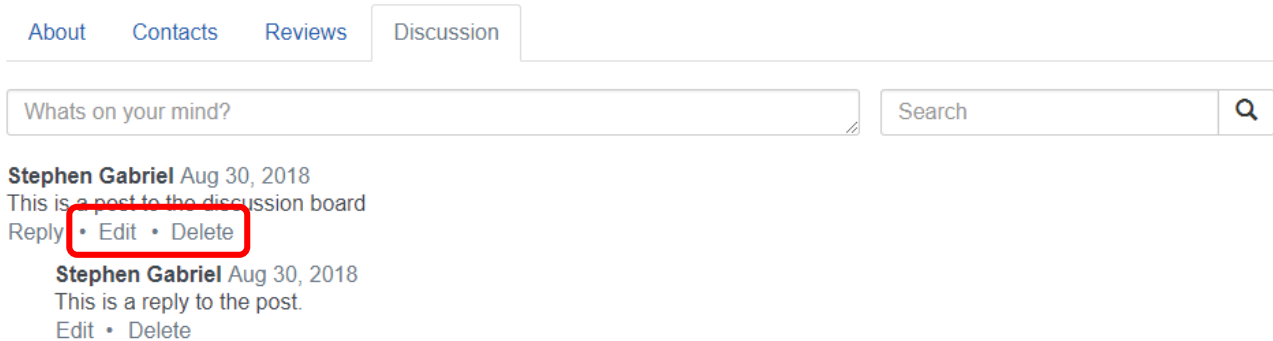
The discussion tab has three sections, the text box to enter your post, the search box to search through existing posts and the posts themselves.

Each post shows the users name and the date of the post. Top level posts allow you to “Reply” to them as well. Replies can only be added to top level posts.

The search functionality also only searches through top level posts. The search, like other areas in TRAIN, will highlight the word when it is found within the post. As you see below, it is only highlighting the word in the top level post, as it is not searching the second level post.



For users posting comments, they have the ability to edit or delete their posts.



Currently there is no admin functionality to remove posts. If you need a post removed you will need to contact your administrator or, if you are the administrator, add a YT ticket to remove the post. Alternatively, you could log in as the user that posted and delete the post.

How do I add a post?

All you need to do to add a post is to enter text into the “What on your mind?” text box.

Storage and Handling (Cold Chain) of Immunizing Agents

[← Back](#)

[➤ Launch](#)

[🔖 Save For Later](#)



Webcast (Recorded)

ID 1051492

Skill Level: Introductory

★★★★☆ (40 Ratings)

Storage and Handling (Cold Chain) of Immunizing Agents

Date of Recording: Wednesday 30 April 2014

Length: 30 Minutes

[Show More](#)

[About](#)

[Contacts](#)

[Reviews](#)

[Discussion](#)

Whats on your mind?

Search



Stephen Gabriel Aug 30, 2018

This is a post to the discussion board

[Reply](#) • [Edit](#) • [Delete](#)

Stephen Gabriel Aug 30, 2018

This is a reply to the post.

[Edit](#) • [Delete](#)

To reply to an existing top level post, simply click “Reply” listed under the post. Then enter you post in the “Write a reply...” text box.

[About](#)

[Contacts](#)

[Reviews](#)

[Discussion](#)

Whats on your mind?

Search



Stephen Gabriel Aug 30, 2018

This is a post to the discussion board

[Reply](#) • [Edit](#) • [Delete](#)

Write a reply...

Cancel

Post

Stephen Gabriel Aug 30, 2018

This is a reply to the post.

[Edit](#) • [Delete](#)

What else should I know?

- Currently there is no admin functionality to remove posts or suppress the Discussion board overall
- There are currently no notifications around when posts are being added to a discussion board.