

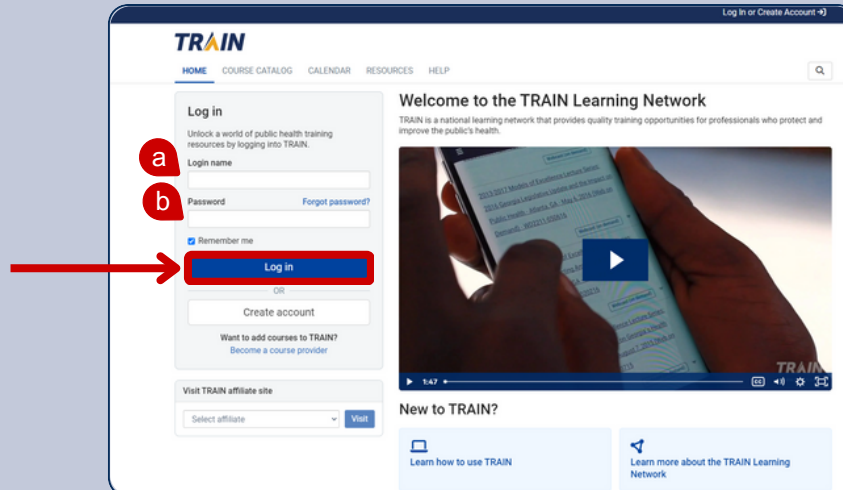
Navigating the TRAIN homepage

Understand the elements of TRAIN's homepage

1

Go to www.train.org

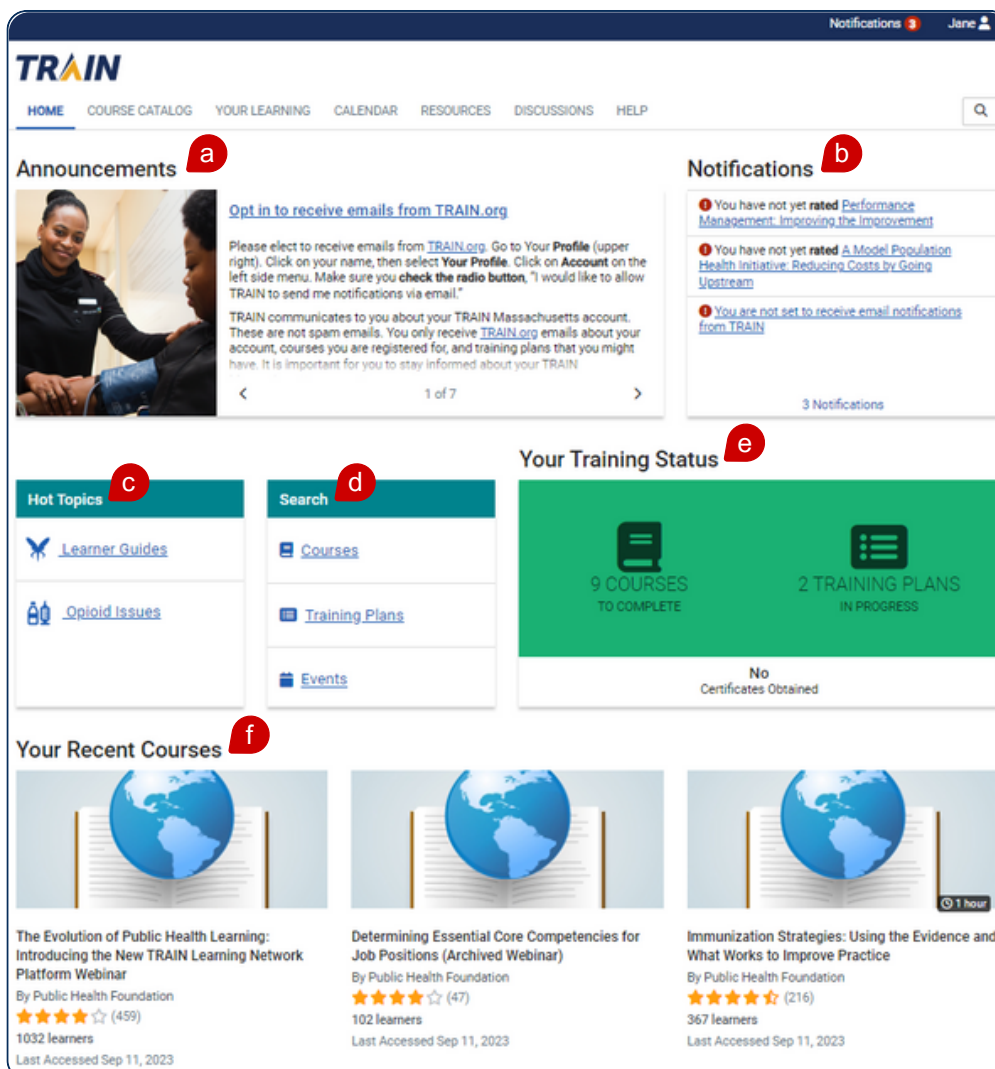
Fill in your (a) Login name or email and (b) password. Click the blue **Login** button.



View the TRAIN homepage

2

Elements of
TRAIN's
homepage:



(a) Announcements

(b) Notifications

(c) Hot Topics

(d) Search

(e) Your Training Status

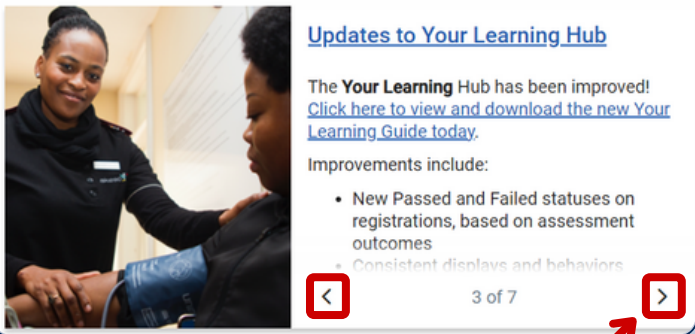
(f) Your Recent Courses

2

View the TRAIN homepage (continued)

The TRAIN homepage is a space where you can quickly view and navigate to various tools, resources, and information. Read the following descriptions of TRAIN’s homepage elements:

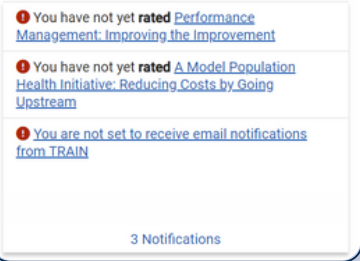
Announcements



(a) Announcements

View announcements at the top of the homepage. Click the arrows to view more.

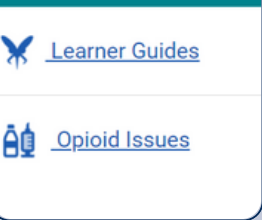
Notifications



(b) Notifications

This tile appears with alerts about your profile and courses.

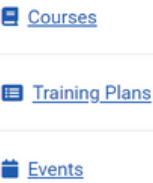
Hot Topics



(c) Hot Topics

Click on the Hot Topic links to view current informational content relevant to your area.


Search



(d) Search

Click the links to browse courses, training plans, and events.

Your Training Status



(e) Your Training Status

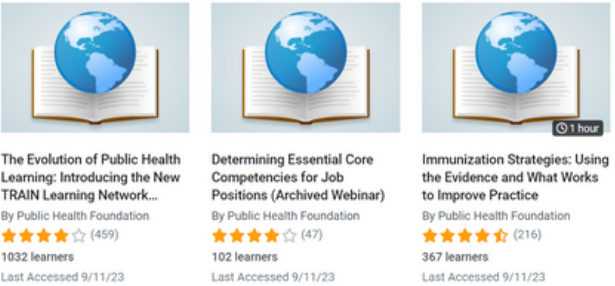
This tile allows you to view all your “in progress” courses and training plans.

Click the **Courses to Complete** button to view courses you are registered for.

Click the **Training Plans in Progress** button to view assigned training plans.

Click the **Certificates Obtained** link to view your certificates.

Your Recent Courses



(f) Your Recent Courses

This tile shows your three most recently accessed courses.